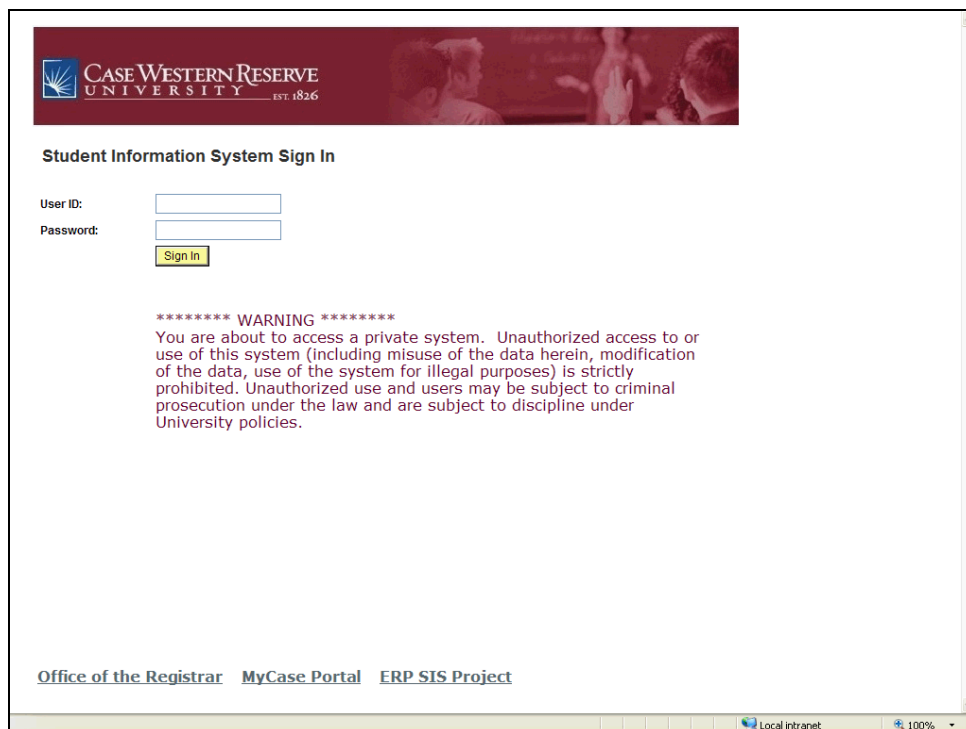



Waiving Health Insurance

Procedure

You must be enrolled in class in order to waive the health insurance fee. This fee is charged in the Fall and Spring terms only. You may waive the health insurance fee from the time you register until the second week of class. After that time, you must file an appeal with Health Services to have the fee removed.



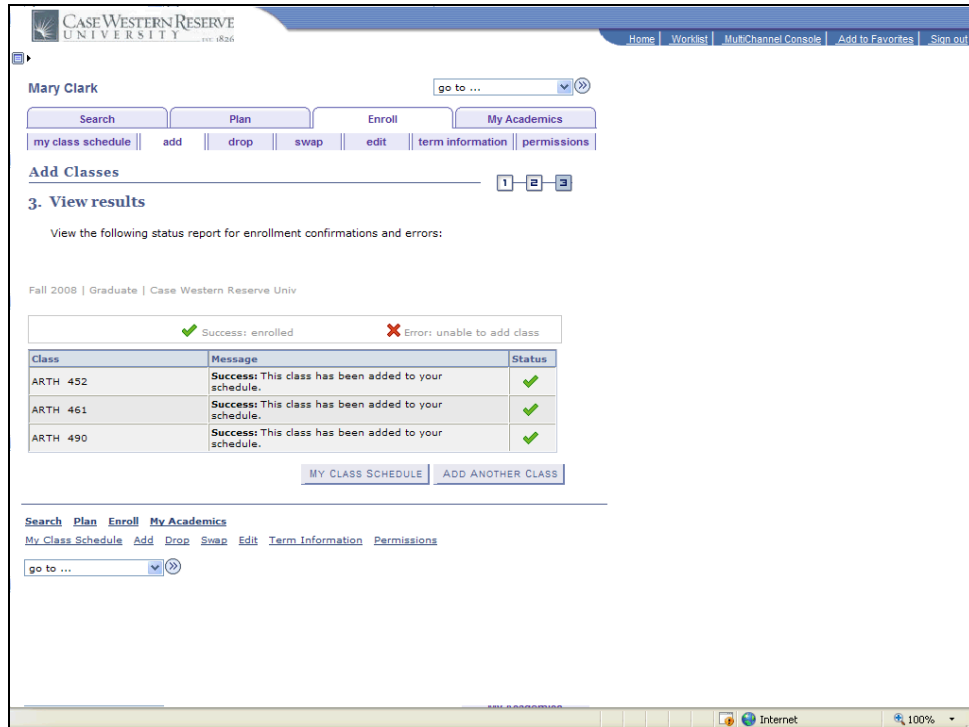
Step	Action
1.	Beginning on the SIS Sign In page, enter your Case Network ID into the User ID field.
2.	Enter the password associated with your Case Network ID into the Password field.
3.	Click the Sign In button. 


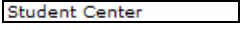

Student Information System

Student Center: Waiving Health Insurance



Step	Action
4.	The Student Center appears. If you are not yet enrolled in classes, proceed by clicking on the Enroll link. Enroll



Step	Action
5.	Once you are done enrolling in classes, return to the Student Center, where the option to waive health insurance will appear. Click the go to... dropdown list. 
6.	Click the Student Center list item. 
7.	Click the GO! button. 

Student Information System

Student Center: Waiving Health Insurance



Mary Clark ID: 222223

Academics

SEARCH FOR CLASSES

Fall 2008 Schedule

Class	Schedule
ARTH 452-100 LEC (8076)	MWF 11:30AM - 12:20PM To Be Scheduled
ARTH 461-100 LEC (8078)	TU TH 1:15PM - 2:30PM To Be Scheduled
ARTH 490-100 LEC (9151)	Tu 2:45PM - 5:15PM To Be Scheduled

weekly schedule ▶
enrollment shopping cart ▶

Your Health Fee has not been waived for the (Fall 2008) semester

WAIVE

Holds
No Holds.

Enrollment Dates
[Open Enrollment Dates](#)

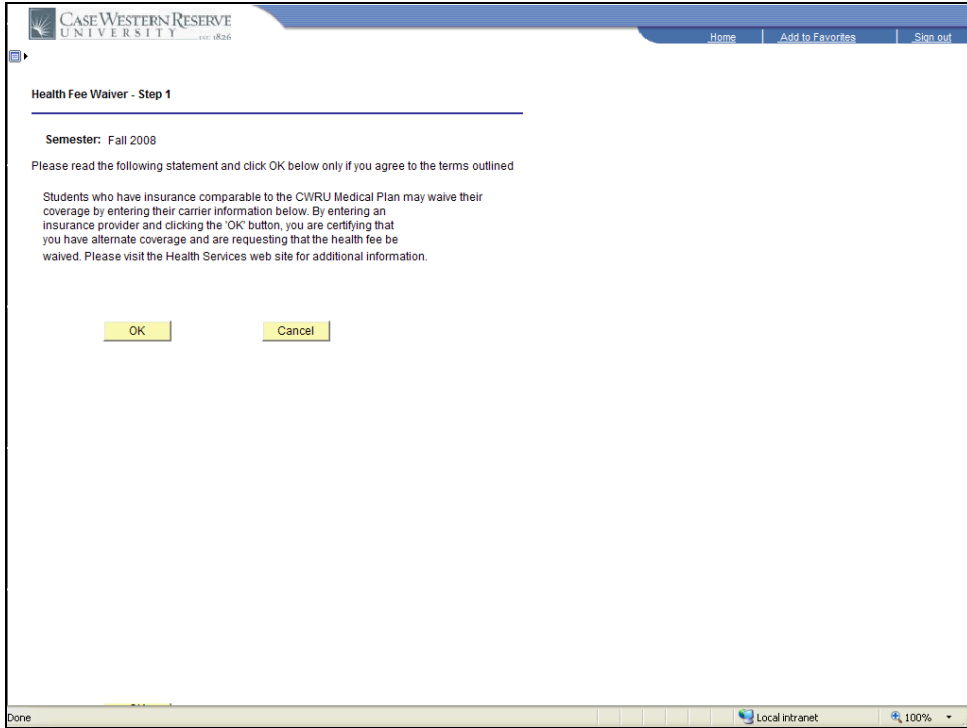
Advisor
Program Advisor
Lando Celrissian
[details ▶](#)

Academic Document Links
[Order Official Transcripts](#)
[Order Enrollment Verification](#)

Other Academic Links
[Blackboard](#)
[MediaVision Courseware](#)

Other Financial Links
[Financial Aid briefCase](#)

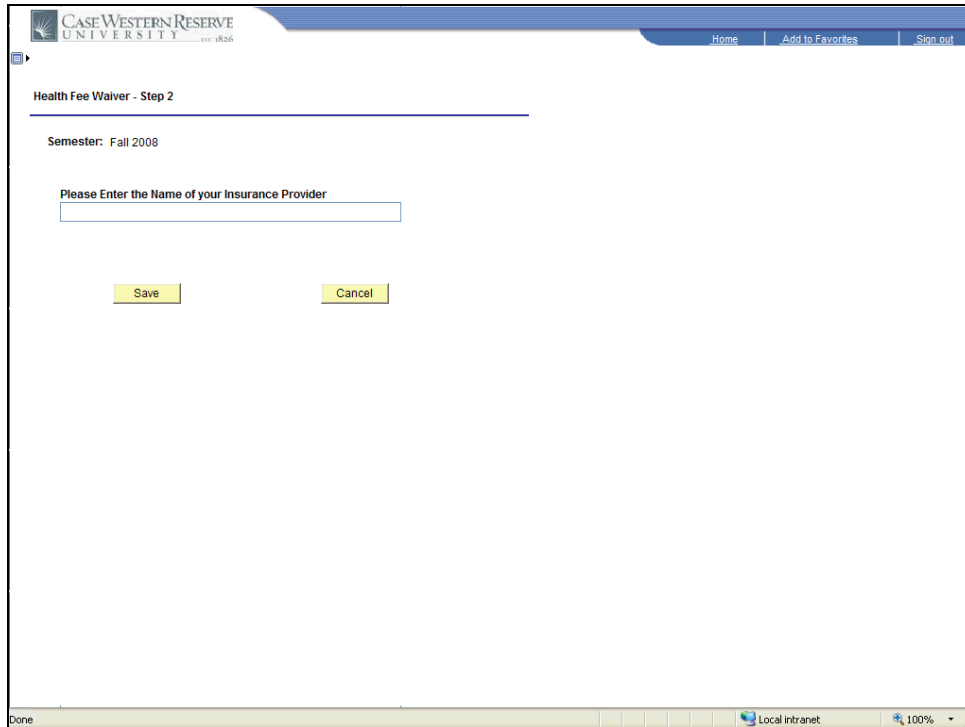
Step	Action
8.	Underneath your class schedule is the Health Insurance Waiver button. Click the WAIVE button to waive your University Health Insurance coverage.



Step	Action
9.	Read the statement that appears on the screen. Click OK to agree to the terms outlined. Click Cancel if you do not agree. <div style="border: 1px solid black; display: inline-block; padding: 2px; margin-top: 5px;">OK</div>

Student Information System

Student Center: Waiving Health Insurance



CASE WESTERN RESERVE
UNIVERSITY 1826

Home Add to Favorites Sign out

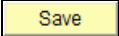
Health Fee Waiver - Step 2

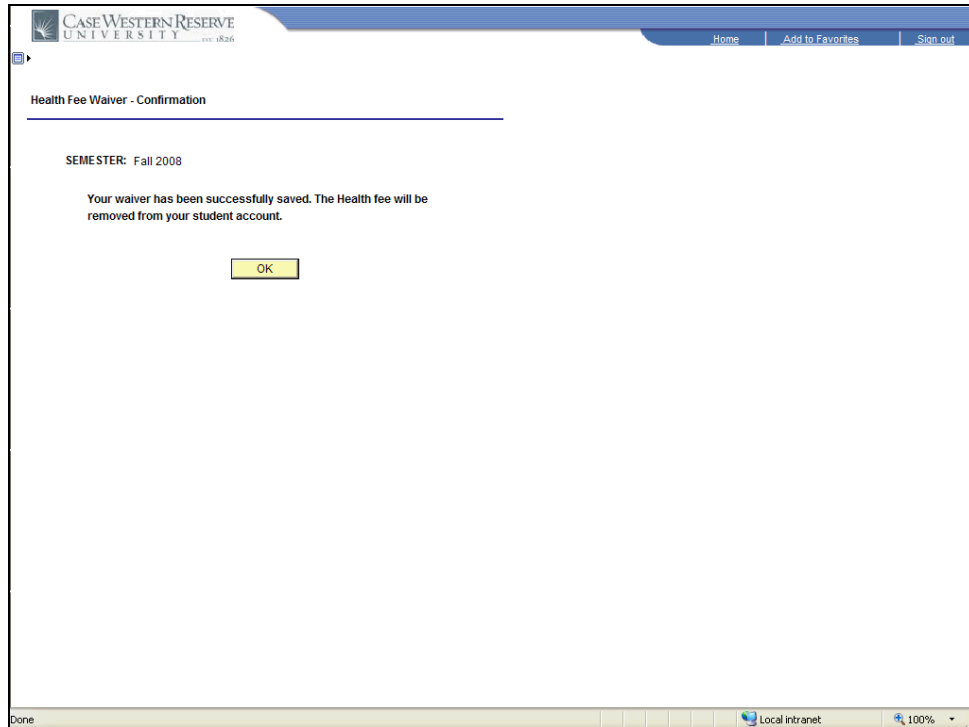
Semester: Fall 2008

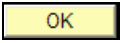
Please Enter the Name of your Insurance Provider

Save Cancel

Done Local intranet 100%

Step	Action
10.	Enter the name of your health care insurance provider into the field on the screen.
11.	Click the Save button. 



Step	Action
12.	Click the OK button. 
13.	The Student Center homepage will now display the message "Health Fee has been waived for the semester."
14.	This completes the process of waiving University Health Insurance Coverage. End of Procedure.