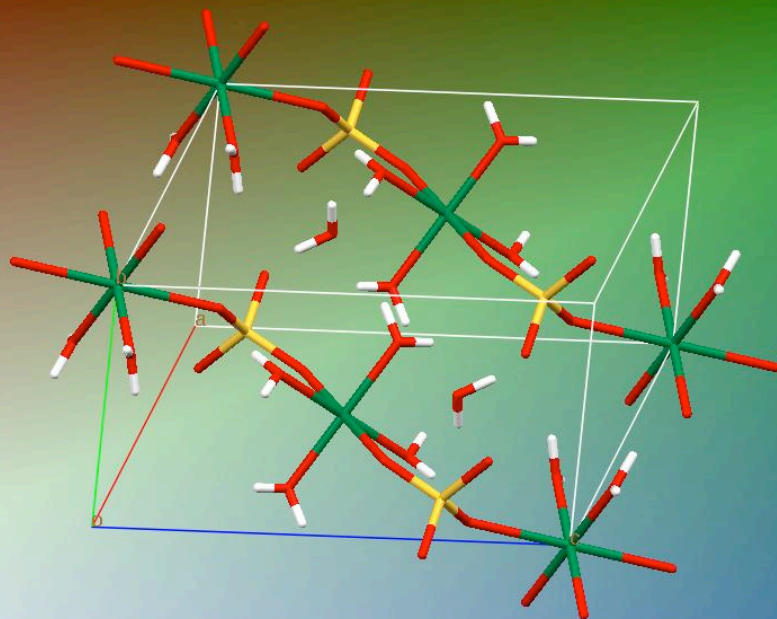


August 2006


X-RAY STRUCTURE OF COPPER SULFATE

Origin:


Cooling a hot saturated solution of copper sulfate in water to room temperature led to nice blue crystals



CRYSTALS ARE COOL!



The structure of copper sulfate pentahydrate was successfully determined using the new Cyber enabled Case Bruker SMART APEX II Single crystal diffractometer in 2.5 hours.



Professor John Protasiewicz
Dept. of Chemistry
Case Western Reserve University
protasiewicz@case.edu