



French soldier wounded at Blangy near Arras in 1915. Suffered a shrapnel wound, with fractured maxilla. The 10 cm x 4 cm piece of shrapnel, shown in the hand of a nurse, weighed approx. 21 oz. The cheek wound healed nicely with slight paralysis of the face. The Dental Dept. at the American Ambulance treated the jaw fracture, while Dr. Ed Lower of the Lakeside Unit performed plastic surgery.



Trends and Realities from Kathleen Blazar

Allow me to introduce myself. I am Kathleen Blazar, the Interim Director of the Cleveland Health Sciences Library. I undertook this challenge on March 10, 2014, after Ginger Saha retired. And that is a reality.

Now for the trends

My career started here at the Cleveland Health Sciences Library in 1973 when I was the Audiovisual Librarian stationed at the Health Center. Audiovisuals were quite the rage back then and the Health Center Library was in a building merely two years old. Designed back in the 1960's, the architects had the marvelous foresight to include electricity in a floor conduit. Now why would this be trendy? Jump forward four decades and we now have library users with multiple technological gadgets requiring energy—electrical energy, and lots of it. Of course those architects had no idea that the purpose for the usage would change. For about thirty years, the audiovisual department existed. When the Health Center underwent renovations during 2002–2003, the space was repurposed into a technologically improved classroom. Most new

audiovisual materials are digitally available, not only for big screens, but also for mobile devices.

Many are included in our current subscriptions as streaming video and image collections. And, we are most eager to show you how to use them.

Back to reality here, I have not really done a whole lot with audiovisuals in decades, but they are close to my heart.

What has occupied me for many years is reference service which has changed from choosing the appropriate index or abstract to find those bits of information, to logging in to the correct database or service to locate those bytes of information. And they keep enhancing them.

By working with the library public, I have become familiar with what materials our users need and I have done collection development, initially for audiovisuals and print materials, primarily books, and now for electronic materials.

My challenge awaits me. I have been tasked with the responsibility of budget, operations and staffing of the Health Center Library and of the Allen Memorial Medical Library. Please wish me well and let me know how I can help you.



FROM THE
CLEVELAND HEALTH
SCIENCES LIBRARY

Kathleen Blazar,
M.S.L.S.
Interim Director

Dittrick Recognized by “Real Clevelanders” as a Place They Love

On Sunday June 15, the North Coast section of the Plain Dealer featured John Petkovic's piece, “Real Clevelanders on Real Cleveland: The things they love—and love to do—in their city. The task was simple: Don't worry about picking places that were popular or well-known. In fact, we asked them to look beyond the obvious for places that others might not know about. The result is a one-of-a-kind tour book that even

those who think they know the city will learn from. In doing this, I discovered a number of places I never knew about.” The Dittrick is precisely one of these places, and in Petkovic's feature got two great shout-outs from fans who were asked to name their favorite places in town. Read the full article at: http://photos.cleveland.com/plaindealer/2014/06/50_clevelanders_top_pick_45.html.


More for Our Friends

Beginning this season, we will be hosting new events expressly for members of the Friends of the Dittrick Museum. This will come first in the form of collection “Explorations,” a series of members-only chats where Dittrick staff will present behind-the-scenes glimpses at the Dittrick. We’ll be starting with a look at how research in our collections leads to the shaping of new exhibit content and themes.

We undertake these talks, inspired by the “museum manifesto” presented by Thomas Söderqvist and Ken Arnold at the 2010 meeting of the European Association of Museums of History of Medical Sciences in Copenhagen. Söderqvist and Arnold admonished that “Curators should use exhibitions to find things out (for themselves and for their visitors) and not just regurgitate what is already known.” We live up to that mantra in every exhibition we create at the Dittrick, but this might not be so evident to the museum visitor. Indeed, maybe it shouldn’t be, as we strive to make our exhibitions direct and engaging, but not a self-absorbed indulgence of curatorial scholarship. Nevertheless, we learn a lot about our collections in the process, and the insights that emerge are often fresh and surprising, even to us. We’d like to share these findings with those folks who most directly support our endeavors, members of the Friends of the Dittrick, as well as members and trustees of the Cleveland Medical Library Association.

We’re kicking off this series of “Explorations” with a threesome of members-only talks centered on recent exhibitions at the Dittrick. In the first, which took place on July 29 by guest curator Brandy Schillace, we explored the history of forensic medicine as epitomized by the career of John G. Spenser, “Cleveland’s Sherlock.” Spenser’s papers in our archive comprise a treasure trove simply waiting to be mined, and the fun has just begun. For future encounters, we’ll send out an email notice to Friends and CMLA members as

the date gets closer. On September 16, Jim Edmonson will talk about crafting the balcony exhibits of Blaurock Hall of Diagnostic Instruments, and the insights that emerged concerning changing technology and the physical examination. Next, on November 18, Jennifer Nieves will discuss her research for exhibits on the Lakeside Unit and medicine in WWI, with a particular focus on reconstructive surgery. Subsequent talks will touch on such varied topics as the visual culture of midwifery and obstetrics, surgical instrument design and innovation in the late 19th century, and our main gallery refurbishment to showcase the history of childbirth. We hope you’ll be able to join us.



A page from Spenser's richly illustrated forensics casebooks, excerpts are currently on display at the Museum.



FROM THE
DITTRICK MEDICAL
HISTORY CENTER

**James M.
Edmonson,
Ph.D.**
Chief Curator

LECTURES AND PROGRAMS

September Author Talk by Kate Manning

On September 23, at 5:30 PM the Dittrick will host a book launch party featuring Kate Manning, author of the new historical novel, *My Notorious Life* (Scribner). *O, the Oprah Magazine*, calls the book “a daring page-turner.” This work is based upon the story of Anne Lohman, also known as Madame Restell, a prominent New York midwife enveloped in scandal, who died by suicide in 1879. (Dittrick Museum visitors will recall that Madame Restell is featured twice in our history of contraception exhibition, most notably for her confrontation by moral reformer Anthony Comstock.) Kate Manning’s tale takes a twist, based upon contemporary rumor, that Lohman staged the suicide to elude persecution, and a gripping story follows. Please plan on joining us to hear Manning discuss her novel, and much more. RSVP to Jennifer Nieves at jks4@case.edu or call 216-368-3648.

In the meantime, readers can learn more about *My Notorious Life* on Manning’s website: <http://katemanningauthor.com/my-notorious-life>. The site includes links to Manning’s interviews on BBC and NPR.



Photo: Anne Day

Zverina Lecture to Feature Beth Linker

On October 16, Professor Beth Linker will present “Disabled Doughboys: How the Great War Changed American Medicine,” a talk based upon her acclaimed book *War’s Waste: Rehabilitation in World War I America*. Linker’s work could not be more timely. A century ago, America was on the eve of entering (belatedly) the Great War. At the Dittrick we’re exploring the medical and surgical aspects of the conflict through a series of exhibits, publications, and a website presenting the story of the Lakeside Unit, Cleveland’s military hospital unit that served in France. I will leave it to Jennifer Nieves to further expound on these intriguing projects.

With all this in play, I invited Beth Linker to come and present the story that she crafted in *War’s Waste*, a widely praised history of how the United States shifted from supporting injured veterans by means of pensions to rehabilitating the disabled for re-entry into society and the workplace. Linker explains how reformers, inspired by the new social and medical sciences, pushed rehabilitation as a means to “rebuild” disabled soldiers. Linker’s narrative moves from the professional development of orthopedic surgeons and physical therapists to the curative workshops, or hospital spaces where disabled soldiers learned how to repair automobiles as well as their own artificial limbs. The story culminates in the postwar establishment of the Veterans Administration, one of the greatest legacies to come out of the First World War. Given the current press focus on the VA, and its trouble effectively serving our veterans, Linker’s presentation is again very timely.

Coincidentally, Beth and I both presented at a symposium on surgical innovation last September at Kansas University Medical Center, and I found her scholarship most impressive. While in Kansas City, we toured the tremendous National World War I Museum at Liberty Memorial. It was great fun, and I especially enjoyed seeing the displays of medical equipment and surgical instruments featured prominently in the museum’s presentation of the war experience.



Model T Ford ambulance at the National Museum of World War I.

Liberty Memorial commemorating World War I opened in 1926, and this site incorporated the National Museum of World War I in 2006.

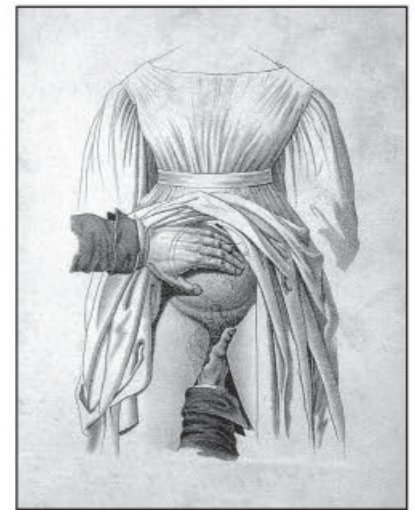



Gallery Renovations to Feature the History of Childbirth

Visitors to the Dittrick over the summer encountered some renovations underway as we reconfigured the main gallery to present how the birth experience changed in the nineteenth and twentieth centuries. Major developments in this period included the advent of anesthesia, the rise of the obstetrician and a corresponding decline of midwifery, and a shift from home to hospital. We'll be exploring each of these topics, showcasing our collections that document and reflect the transformation of birth, as well as significant items borrowed from sister medical museums (i.e.—a birthing chair lent by the Mütter Museum). In the process we are bringing to light intriguing stories of how these changes played out in the city of Cleveland, an emerging industrial metropolis in the years after the Civil War. Medicine and health, beginning with birth, were in a great state of flux. New

*In the 19th century, textbooks provided early obstetricians with instruction on pregnancy, pelvic deformities, pelvimetry, cesarean section, the use of forceps, and even lactation. These illustrations from Maygrier's *Nouvelles Demonstrations D'accouchements* (1825) show how to diagnose pregnancy by ballotement, while maintaining the patient's modesty.*

understanding of the nature of disease emerged, with attendant effort to contain and even eradicate traditional health scourges from malnutrition to communicable diseases. Like any booming city, growth brought problems, ranging from periodic epidemics to polluted water. Doctors and nurses in Cleveland sought to remedy such ills, and this endeavor included making birth more “scientific” and presumably safer. We're exploring how this crusade fared, and how it re-shaped the experience of childbirth for everyone.



A Lakeside Unit Update

The Lakeside Unit project continues! I've installed an exhibit in the Castele Gallery about the Unit's three month term at the American Ambulance in Paris from January until March 1915. This compelling story comes to life through George Crile's personal diaries and the photographs taken by members of the Unit. The American Ambulance portion will be on exhibit until September 8. Then in early October the story will continue with the Mock Mobilization in 1916. Based on Crile's experience in Paris, he devised a plan to organize units of medical personnel that could mobilize at a moment's notice and be prepared to function seamlessly on foreign soil. The Red Cross requested an experimental mobilization of such a unit to determine the practicality of

Crile's plan. This “Mock Mobilization” was held in Philadelphia in October 1916, in conjunction with the 7th Clinical Congress of the American College of Surgeons. Again, first hand accounts and photographs will be used in the design of this exhibit.

The Lakeside Unit website made its debut in August. This site features several phases in the life of the Unit, from their three months in Paris, to the mock mobilization and coming soon, their two year stay in Rouen. This will be an ever growing site and we find more photos and new information about the Unit. Check in frequently! www.lakesideunit.com

SUMMER AT THE DITTRICK

Each summer students from CWRU and surrounding schools lend us a hand with various projects. This is a huge help to the Dittrick staff because these students can concentrate on projects without being interrupted by classes and homework. This summer we have three students from CWRU and two from Kent State. Thought I would introduce them to you and, in their own words, tell you about their projects.

Barrett Sharpnack

One of the challenges in operating any museum is identifying and storing the massive collections which accumulate over the years. This is where I fit in. I spend most of my days working in the storage areas ensuring that the objects coming off display or entering the collection are organized and easy to find in the future. I have also begun to take part in the task of cataloguing incoming collections. In my largest such project to date, I helped catalogue a vast donation of microscopes donated by Dr. Robert Benyo. Working behind the scenes at a museum has proven to be both exciting and rewarding. I never know what odd bit of information I will learn from one day to the next, and that makes this job utterly fascinating.

Christine Yu

I am a senior studying history at Case Western Reserve University. This past summer I helped archive and process the museum collection, from postcards to old nursing equipment. In addition, I have helped organize the Darwin letters to make them more easily accessible by date and author.

Paul Boyle

I was introduced to the Dittrick last Spring through a library and museum science program scholarship at Kent State University. My assignment was to prepare a rare book exhibit on microscopy. I approached Dr. Edmonson, and he proposed an exhibit around a set of vials which illustrate the production process of insulin, an early Howard Dittrick acquisition. I have been busy since, rummaging through the museum's extraordinary collection of medical instruments, as well as Howard Dittrick's original correspondences, to put together an exhibit on the history and discovery of insulin. This experience has introduced me to the history of medicine and I intend to pursue a graduate degree in the history of medicine and science.

Amia Wheatley

Herman Kopel Hellerstein, a cardiologist at University Hospitals and professor at Case Western Reserve University, promoted healthy lifestyles and advocated against smoking. The Hellerstein Collection, donated by the Hellerstein family in 2012, includes the professional papers of Dr. Hellerstein, as well as those of his wife, Dr. Mary Feil Hellerstein, who was a pediatrician, and her father Harold Feil, also a cardiologist. As a practicum student from Kent State University I surveyed the collection, made container lists, and created a finding aid. So far, I have found letters from Hellerstein's World War II days, exercise study tests/results, programs from conferences, and even a set of hearts. Working on this collection was a great learning experience, expanding my knowledge on both Herman Hellerstein and his work, as well as working in archives on a new collection.

Catherine Osborn

This summer I researched the social and technological shifts in midwifery and obstetrics during the 19th century for the expansion of the Re-Conceiving Birth gallery. I also implemented and continue to run the museum's Instagram account (@dittrickmuseum) and contributed posts for the museum's blog on topics ranging from the spring lancet to anatomical fugitive sheets.



Photo: Rebecca Porter



Closing curatorial thoughts . . .

The Dittrick has evolved from being a “doctors’ museum,” celebrating the profession, to a place for critically exploring questions that reside at the intersection of medicine, culture, science, society, and the arts. (For an amplification of this shift, see my essay in *Medical Museums: Past, Present and Future* published in May 2013.) In seeking out this convergence of influences, we find ourselves addressing some



pretty basic issues: How do doctors and patients interact, and what is the role of technology in that encounter? How has birth changed over the past three centuries, including scrutiny of the role of gender and technology in this transformation? How is it that humans, in contrast to other species, came to control the reproductive process, and what have been the forces that shape those developments? At the Dittrick, these questions revolve not solely about technology, but essentially around people, despite the fact

that much of our endeavor focuses upon “things”, as materially embodied in instruments, equipment, and the assorted furnishings of medicine and surgery.

Meanwhile, many medical museum “fans” focus upon cadavers and memento mori rather than upon doctors, nurses, and patients who concern us at the Dittrick. I am increasingly troubled by this, but must frankly admit that, perhaps unwittingly, we’ve been a party to this trend. My book, *Dissection*, explores the role of anatomy and dissection in the formation of medical professional identity. But I like to think that my co-author John Warner and I brought some intellectual rigor to this inquiry, and explored it with insight built upon deep research into the early literature, images, and archives of American medicine. However, perhaps it is high time to depart the realm of the deceased, objectified human remains, and anomalies, leaving them to others to exploit, with our best wishes. At the Dittrick however, we happily return to the domain of doctors and patients (even if they lived in the past). To move forward we find that a more fruitful avenue lies in the medical humanities, which is an emerging initiative at CWRU that values the human side of the medical enterprise. We are also finding new ways to showcase the medical past, inspired by the success of GalleryOne at the Cleveland Museum of Art. In the Spring 2014 *CMLA Newsletter* we announced the planning of a medical heritage gallery, now entitled *Connecting Cleveland Medicine*. Over the summer we were deeply engaged in composing the content of this interactive presentation of Cleveland’s medical past and in the next year will be working with designers of software and hardware to bring it to fruition. We’ll keep you posted on our progress in this exciting endeavor!

CLEVELAND MEDICAL LIBRARY ASSOCIATION
11000 Euclid Avenue, Cleveland, OH 44106-1714

BOARD OF TRUSTEES

OFFICERS

Stuart C. Morrison, M.D., **President**
Donald Kurlander, M.D., **Vice President**
Daniel T. Weidenthal, M.D., **Secretary/Treasurer**

TRUSTEES

Irving Kushner, M.D.
Stephen A. Rudolph, M.D., Ph.D.
Jonathan Sadowsky, Ph.D.
Charles Kent Smith, M.D.
Sharon Stephula, R.N., M.S.N., M.B.A.
Anthony Tizzano, M.D.
Carl U. Weitman, Ph.D.
James B. Young, M.D.

EXECUTIVE SECRETARY TREASURER

Thomas M. Lynch

OF COUNSEL

John R. Judge, M.D., J.D.

STAFF

Interim Director, Cleveland Health Science Library

Kathleen Blazar, M.S.L.S.

Associate Director, Cleveland Health Science Library

Dzwinka O. Holian, M.S.L.S.

Chief Curator, Dittrick Museum

James M. Edmonson, Ph.D.

PHONE NUMBERS

Edmonson, James	216-368-6391
Holian, Dzwinka	216-368-3642
Blazar, Kathleen	216-368-1361
Dittrick Medical History Center	216-368-3648
Interlibrary Loan	216-368-6420
Newsletter	216-368-6391

CIRCULATION

Allen Library	216-368-3643
Health Center Library	216-368-4540

REFERENCE

Allen Library	216-368-3640
Health Center	216-368-3218

HOURS

For information, call either reference desk listed above or see “On the Web” below.

ON THE WEB

Cleveland Health Sciences Library
<http://www.cwru.edu/chsl/homepage.htm>
For hours see: <http://www.cwru.edu/chsl/hc.htm>

Dittrick Medical History Center

<http://www.cwru.edu/artsci/dittrick/>
Hours: Monday–Friday 9:00 AM–5:00 PM

This newsletter is published each Fall and Spring by the Cleveland Medical Library Association.

EDITOR: James Edmonson

PHOTOGRAPHY: James Edmonson, Laura Travis

DISTRIBUTION MANAGER: Jennifer Nieves

DATES TO REMEMBER

- SEPTEMBER 2-5** DITTRICK MUSEUM CLOSED
- SEPTEMBER 4-6** EAMHMS CONGRESS, London
- SEPTEMBER 16** EXPLORATIONS: James Edmonson presents “Showcasing Diagnosis: or, What We Learned from Crafting the Blaufox Gallery”
5:30 PM, Zverina Room, Dittrick Museum, Allen Memorial Medical Library
- SEPTEMBER 23** AUTHOR TALK: Kate Manning
5:30 PM, Zverina Room, Dittrick Museum, Allen Memorial Medical Library
- OCTOBER 16** ANTON AND ROSA ZVERINA LECTURE: Beth Linker
“Disabled Doughboys: How the Great War Changed American Medicine”
6:00 PM, Ford Auditorium, Dittrick Museum, Allen Memorial Medical Library
- NOVEMBER 18** EXPLORATIONS: Jennifer Nieves presents “The Lakeside Unit: Cleveland’s Medical Community Prepares for World War I”
5:30 PM, Zverina Room, Dittrick Museum, Allen Memorial Medical Library